

Stitch table

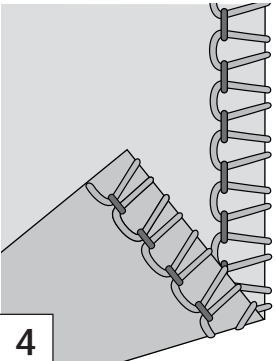






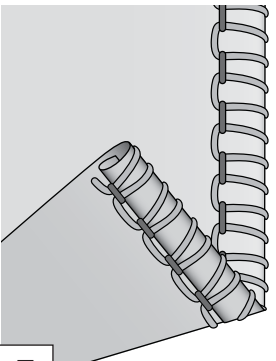






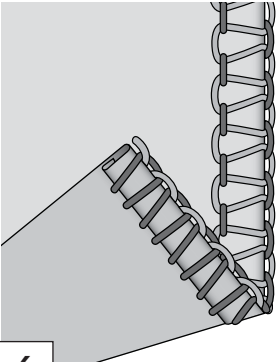






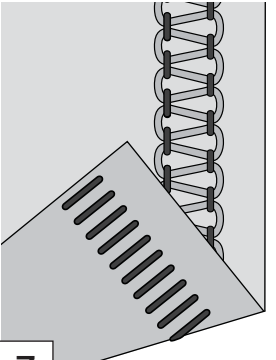






Explanation of the fabric symbols

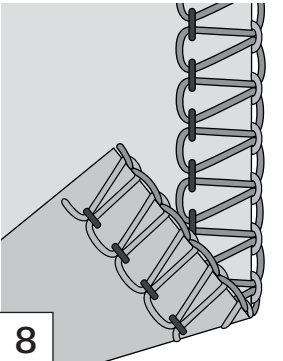







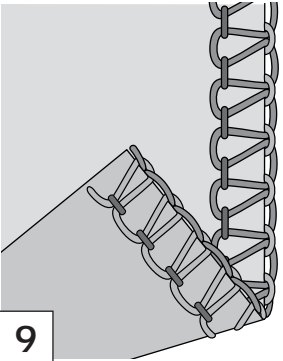







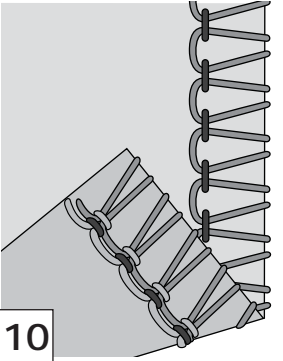







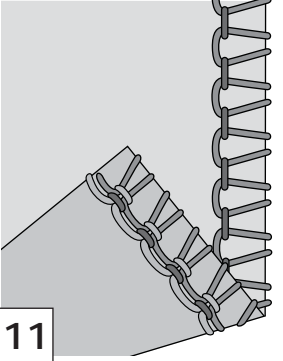







	Woven light Chiffon, voile, organza, batiste, silk, etc.		Stretch light charmeuse, nylon, tricot, single knit jerseys, etc.
	Woven medium Cotton, chino, wool, satin, etc		Stretch medium double knit, velour, swimwear, etc.
	Woven heavy denim, canvas, terrycloth, etc.		Stretch heavy sweater knits, fleece, etc.

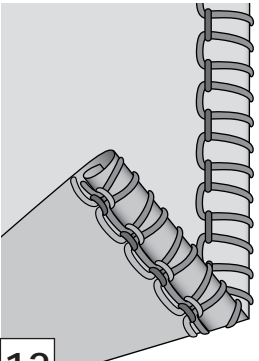






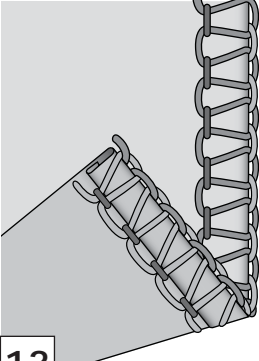






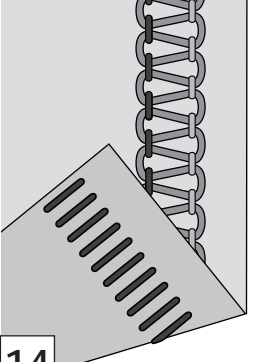






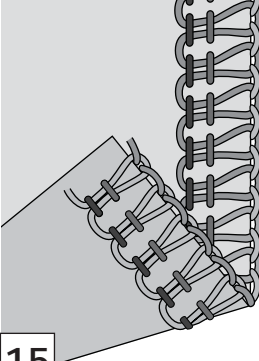






Please note:

The settings shown in this table are our recommendations based on normal conditions. It may be necessary to adjust the thread tension according to the stitch, type of fabric and thread you are using. For best results make tension adjustments in small increments of no greater than half a number at a time. Always test sew on a sample of your fabric before sewing on your garment.

Combination	Fabric	Needle position	Stitch length	Stitch width	Differential feed	Stitch finger	2-thread converter	Thread tension			
								B	G	R	Y
2-thread overlock, wide 1		Left	3	R(3.5)	1	S	Yes	0.0	-	-	5.0
								0.5	-	-	5.0
								1.0	-	-	5.0
								0.0	-	-	5.0
								1.0	-	-	5.0
								1.0	-	-	5.0
								1.5			
2-thread overlock, narrow 2		Right	3	R(3.5)	1	S	Yes	-	0.0	-	4.0
								-	0.5	-	5.0
								-	1.0	-	5.0
								-	0.0	-	4.5
								-	0.5	-	4.5
								-	1.0	-	5.0
								1.5			
2-thread overlock, wrap, wide 3		Left	3	R(3.5)	1	S	Yes	2.5	-	-	1.0
								3.5	-	-	1.0
								4.0	-	-	1.0
								2.5	-	-	1.0
								3.5	-	-	1.0
								4.0	-	-	1.0
								1.5			

Combination		Needle position	Stitch length	Stitch width	Differential feed	Stitch finger	2-thread con-verter	Thread tension			
Stitch	Fabric							B	G	R	Y
4 2-thread overlock, wrap, narrow 		Right	3	R(3.5)	1	S	Yes	-	3.5	-	2.0
								-	4.0	-	2.0
								-	5.0	-	2.0
								-	3.0	-	2.0
								-	4.0	-	2.0
					-			5.0	-	2.0	
					1.5			-	5.0	-	2.0
5 2-thread rolled edge 		Right	1	3	1	R	Yes	-	3.0	-	2.0
								-	3.0	-	2.0
		Not recommended									
		Right	1	3	1	R	Yes	-	3.0	-	2.0
		Not recommended									
		Not recommended									
6 2-thread narrow edge 		Right	1	3	1	R	Yes	-	1.5	-	4.0
								-	1.5	-	4.0
		Not recommended									
		Right	1	3	1	R	Yes	-	2.0	-	4.0
		Not recommended									
		Not recommended									
7 2-thread flatlock stitch 		Left	3	R(3.5)	1	S	Yes	0.0	-	-	5.0
								0.5	-	-	5.0
								1.0	-	-	5.0
								0.0	-	-	5.0
								0.5	-	-	5.0
					1.0			-	-	5.0	
					1.5						

Combination		Needle position	Stitch length	Stitch width	Differential feed	Stitch finger	2-thread con-verter	Thread tension			
Stitch	Fabric							B	G	R	Y
8 3-thread overlock stitch, wide 		Left	3	R(3.5)	1	S	No	2.5	-	3.0	3.0
								3.0	-	3.0	3.0
								3.5	-	3.0	3.0
								2.5	-	3.0	3.0
								3.0	-	3.0	3.0
								3.0	-	3.0	3.0
					1.5			-	3.0	3.0	
9 3-thread overlock stitch, narrow 		Right	3	R(3.5)	1	S	No	-	2.5	3.0	3.0
								-	3.0	3.0	3.0
								-	3.5	3.0	3.0
								-	2.5	3.0	3.0
								-	3.0	3.0	3.0
								-	3.0	3.0	3.0
					1.5			-	3.0	3.0	
10 3-thread overlock, wrap, wide 		Left	3	R(3.5)	1	S	No	4.0	-	0.0	8.0
								4.0	-	0.0	8.5
								5.0	-	0.0	8.5
								4.0	-	0.0	8.0
								5.0	-	0.0	8.5
								5.0	-	0.0	8.5
					1.5			-	0.0	8.5	
11 3-thread overlock, wrap, narrow 		Right	3	R(3.5)	1	S	No	-	3.0	1.0	7.0
								-	3.5	1.0	7.0
								-	4.0	1.0	7.0
								-	3.5	1.0	6.0
								-	3.5	1.0	6.0
								-	3.0	1.0	6.0
					1.5			-	1.0	6.0	

Combination		Needle position	Stitch length	Stitch width	Differential feed	Stitch finger	2-thread converter	Thread tension			
Stitch	Fabric							B	G	R	Y
12 		Right	1	3	1	R	No	-	2.0	5.0	7.0
								-	2.0	5.0	8.0
		Not recommended									
		Right	1	3	1	R	No	-	3.0	4.0	6.0
		Not recommended									
		Not recommended									
13 		Right	1	3	1	R	No	-	3.0	5.0	3.0
								-	3.0	5.0	4.0
		Not recommended									
		Right	1	3	1	R	No	-	3.0	5.0	3.0
		Not recommended									
		Not recommended									
14 		Left	3	R(3.5)	1	S	No	0.5	-	5.0	7.0
								0.5	-	5.0	7.0
								0.5	-	5.0	7.0
					0.5			-	5.0	7.0	
					1.5			0.5	-	5.0	7.0
					2.0			0.5	-	5.0	7.0
15 		Both	3	R(3.5)	1	S	No	2.5	2.5	3.0	3.0
								3.0	3.0	3.0	3.0
								3.5	3.5	3.0	3.0
					2.5			2.5	3.0	3.0	
					1.5			3.0	3.0	3.0	3.0
					2.0			3.5	3.5	3.0	3.0