

MCS-1800 *Kirei*

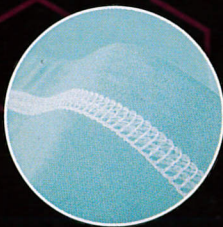
JUKI®

Cover & Chain

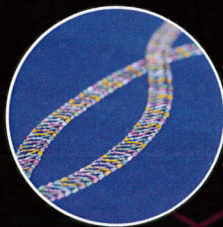
Introducing a New Sewing Machine
Specialized in Cover Stitching & Chain Stitching



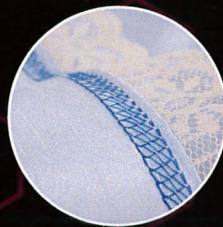
— Various stitches enhance your sewing enjoyment —




4-thread cover stitch



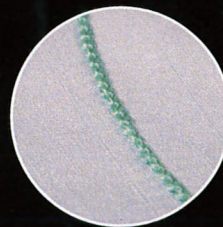
Decorative stitching



Decorative stitching



3-thread cover stitch



Chain stitch

Introducing a Specialized Cover Stitch & Chain Stitch Sewing Machine That Takes Sewing Up a Notch

MCS-1800 technical data

- No. of needles used: 3 • Needle system: 130/705H
- Stitch width: Cover stitch 2.5/5 mm • Stitch length: 1–4 mm
- Differential feed: no waviness in knits N–2no puckering 0.7–N
- Presser foot lift: 8 mm/10 mm
- Sewing speed: Up to 1,350 stitches/min • Weight: 7.0 kg (main unit)
- Power supply/power consumption (100 V model): 115 W / 50/60 Hz
- Dimensions: 280 (L) x 335 (W) x 285 (H) mm

MCS-1800

Cover stitch & chain stitch sewing machine




Create a Professional Finish


Cover stitch

Perfect for various applications, such as simple hems, sleeve cuffs and necklines. Since the stitching stretches, it is ideal for stretch fabrics.


4-thread cover stitch



3-thread cover stitch (wide)




3-thread cover stitch (narrow)




Chain stitch

Since the lower thread forms a chain on the wrong side of the fabric, the stitch is strong when it is stretched, making it ideal for stitching the waist and side seams of pants. It also does well as decorative stitching for necklines.



Presser foot lifter

The presser foot is higher at its tip in order to allow the fabric to easily be inserted at the start of sewing. In addition, raising the presser foot lifter to the first position raises the presser foot 8 mm. Further raising the presser foot lifter raises the presser foot to 10 mm. This allows you to easily insert even thick layers of fabric, for example, when attaching ribbing, under the presser foot.



Useful Features That Provide Sewing Enjoyment

Adjustable differential feed




Adjust the differential feed to sew beautiful finishes, even with stretch fabrics such as knits and georgette.

Simple looper threading



The looper can easily be threaded since it can be lowered at the press of a button.

Extension plate with seam guide lines




The seam guide lines on the extension plate are a useful aid for sewing.

Adjustable presser foot pressure




The presser foot pressure can be adjusted according to the type of fabric being sewn.

Presser foot with guide



A presser foot equipped with a guide that presses down on both the left and right sides is provided as a standard accessory.

Exterior thread cutter



The exterior thread cutter is useful when removing the fabric after raising the presser foot at the end of sewing.

Included as Standard:



Hemming guide and Flat LED light

Optional accessories:



Chain stitch presser foot